


1 Happy family!



Unit 1 - Happy family!

Lesson 1

- Hello, everyone. (Track 02)
- Play *What's in my basket?*
- Listen to the *Happy family!* song. (Track 08)
- Play *Happy Hearts*.

Worksheet 1 page 5

- Match Mommy, Daddy, Molly, and Billy.
- Listen to the *Happy family!* song and point to Mommy, Daddy, Molly, and Billy. (Track 08)

- Bye-bye, everyone. (Track 06)

Lesson 2

- Remove the *Kenny* press-out.
- Sing the *Happy family!* song. (Track 08)

Happy family! (Track 08)

(Tune: Early one morning)

We're a happy family.
We are happy hearts, you see.
We're a happy family.
Welcome to our house!

Mommy's in the living room.
Daddy's in the bedroom.
Molly's in the kitchen.
Billy's in the bathroom!



Unit 1 - Happy family!

Lesson 3

- Hello, everyone. (Track 02)
- Play *What's in my basket?*
- Listen to the *My little house!* song. (Track 10)
- Play *Knock on the Door*.



Worksheet 2 page 7

- Match the little cats to their little houses.
 - Listen to the *My little house!* song and point to house number four. (Track 10)
-
- Bye-bye, everyone. (Track 06)

My little house! (Track 10)

(Tune: Hush, little baby)

My little house
On my little street.
My little house
Is small and sweet!
My little house
Knock on the door.
My little house
Is number four!



1 =  2 =  3 =  4 =  5 = 

Unit 1 - Happy family!

Lesson 4

- Hello, everyone. (Track 02)
- Play *What's in my basket?*
- Listen to the *My little house!* song. (Track 10)
- Play *My Little Street*.

Worksheet 3 page 9

- Use the code and color the house.
- Bye-bye, everyone. (Track 06)



Unit 1 - Happy family!

Lesson 5

- Hello, everyone. (Track 02)
- Play *What's in my basket?*
- Listen to the *My favorite room* song. (Track 12)
- Play *Splash about!*

Worksheet 4 page 11

- Circle 5 differences.
- Bye-bye, everyone. (Track 06)

Lesson 6 – Toy Box

- Make a house.

My favourite room (Track 12)

The bathroom
Is my favorite room.
I splash about
And have some fun!
SPLISH! SPLASH! SPLISH!

The bathroom
Is my favorite place.
I wash my hands,
I wash my face!
SPLISH! SPLASH! SPLISH!







Unit 1 - Happy family!

Lesson 7

- Hello, everyone. (Track 02)
- Listen to the *Where's Kenny?* story. (Track 14)

Worksheets 5, 6 pages 13-15

- Find the stickers.
- Color the carpet.
- Bye-bye, everyone. (Track 06)

Lesson 8

- Let's look at the story again. (Track 14)
- Play *Where's Kenny?*

Where's Kenny? (Track 14)

Story Card 1

Where's Kenny?
Look! He's in the bedroom.
Mommy's in the bedroom, too.
Mommy's sleeping.
Kenny's sleeping, too!

Story Card 2

Where's Kenny now?
Look! He's in the living room.
Daddy's in the living room, too.
Daddy's watching TV.
Kenny's watching TV, too!

Story Card 3

Where's Kenny now?
Look! He's in the kitchen.
Molly's in the kitchen, too.
Molly's eating.
Kenny's eating, too!

Story Card 4

Where's Kenny now?
Look! He's in the bathroom!
Billy's in the bathroom, too.
Kenny and Billy are having fun.

Story Card 5

"I like my house," says Kenny.
"It's a happy house!"